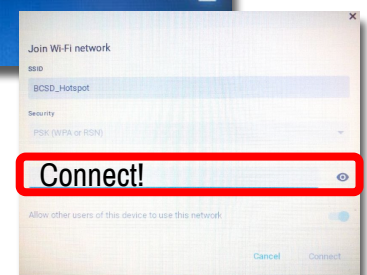
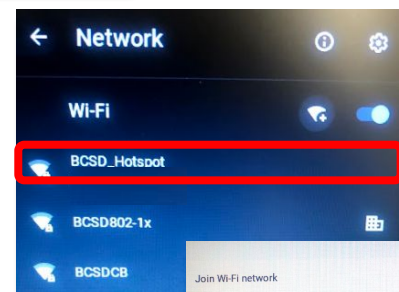
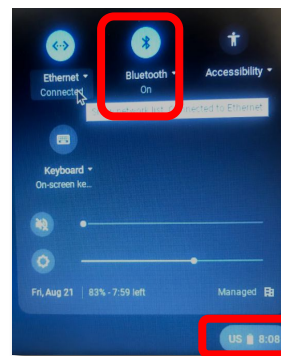


An important message if you have received an Orbic Verizon hotspot from Bakersfield City School District. Last night, Verizon Wireless sent out an update to all Orbic hotspots. The update reset the SSID (hotspot name) and the password. All families with a hotspot with the Orbic name listed on the hotspot must enter a new SSID name and password:

1. **Power On:** Hold the power button next to your front screen to power on your Orbic Hotspot
2. **Connect:** Hotspot to Chromebook with Charging Cable.
3. **Click:** on the small bubble at the left bottom corner. Slide up and **Click:** on the icon that says ethernet or wifi.
4. **Click:** on the Wifi Icon, which may show connected to ethernet, and select “BCSD_Hotspot”
5. **Enter: Connect!** As the password.



Orbic Speed Hotspot Update